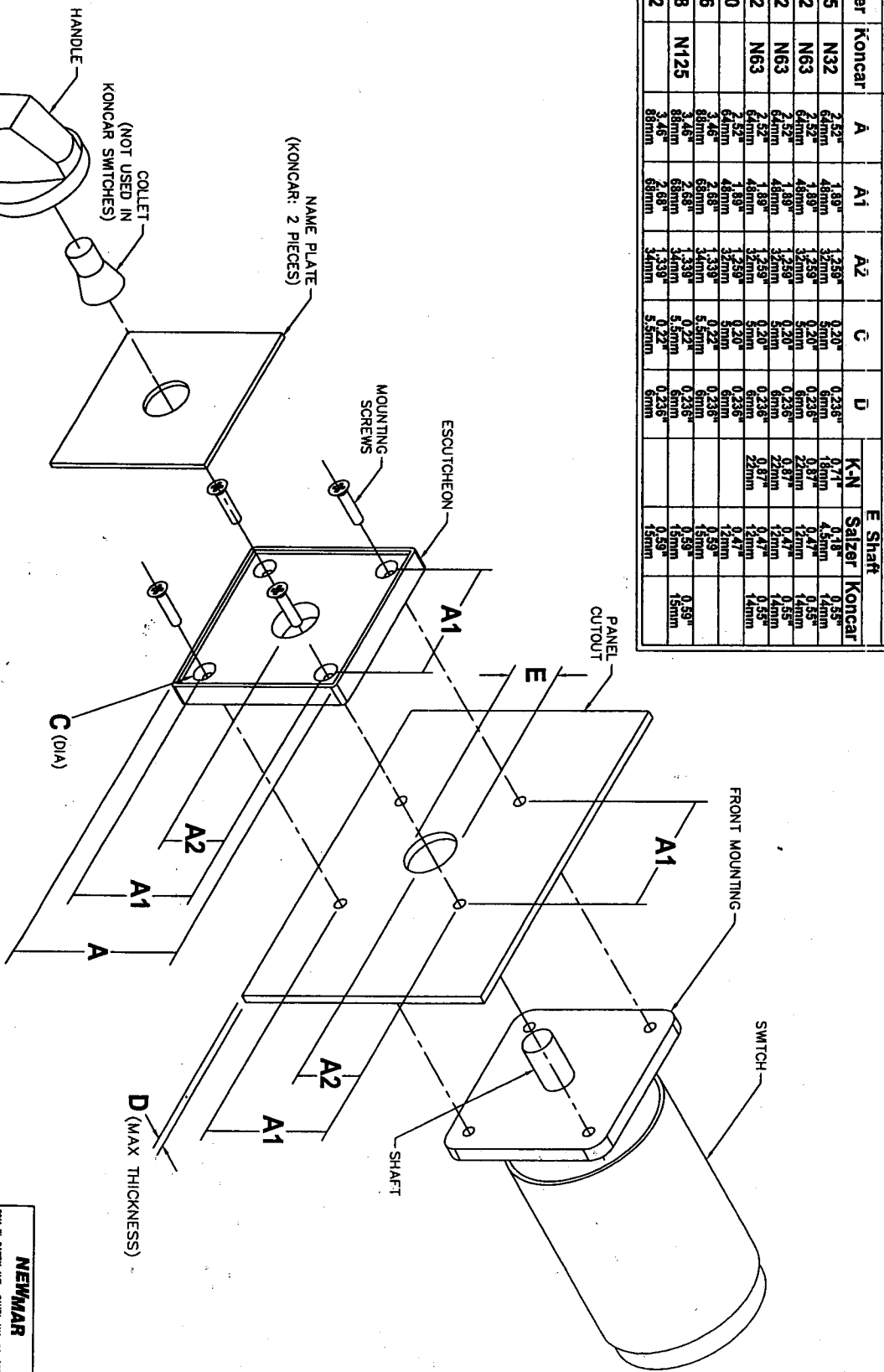


AC SOURCE SELECTOR SWITCHES

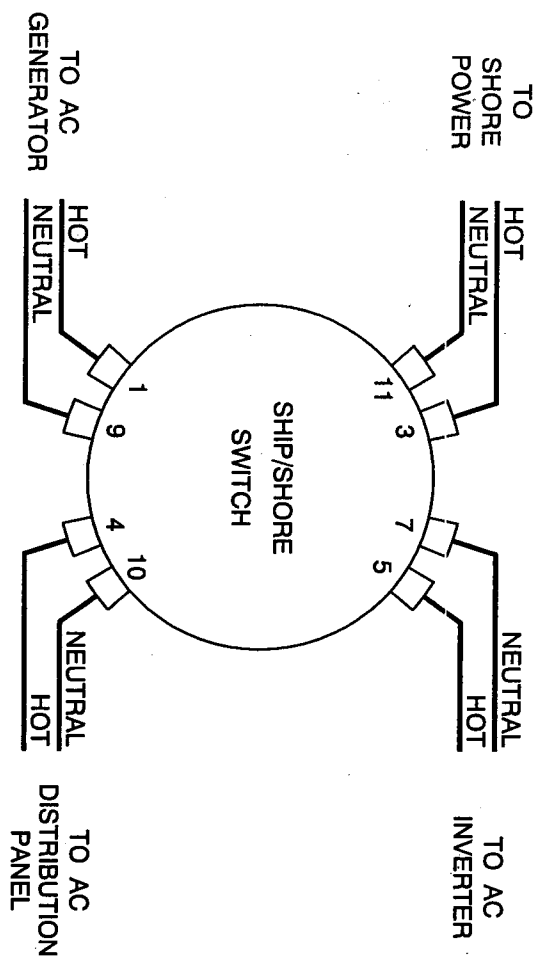
Model	Rating	MANUFACT'S MODEL			MOUNTING DIMENSIONS							
		K-N	Saizer	Koncar	A	A1	A2	C	D	K-N	E Shaft	
SS 3.0	30 AMP	CA20	S225	N32	2.52"	1.89"	1.359"	0.20"	0.238"	0.717"	0.59"	1.53"
SS 7.5	63 AMP	CA32	S432	N63	2.52"	1.89"	1.359"	0.20"	0.238"	0.837"	0.59"	1.53"
SS7.5INV	63 AMP	CA32	S432	N63	2.52"	1.89"	1.359"	0.20"	0.238"	0.837"	0.55"	1.4mm
SS15	126 AMP	CA32	S432	N63	2.52"	1.89"	1.359"	0.20"	0.238"	0.837"	0.55"	1.4mm
Special	80 AMP		S440		2.52"	1.89"	1.359"	0.20"	0.238"	0.47"	0.59"	1.27mm
Special	100 AMP		S606		2.46"	1.83"	1.259"	0.22"	0.238"	0.59"	0.59"	1.5mm
Special	125 AMP		S608	N125	2.46"	1.83"	1.259"	0.22"	0.238"	0.59"	0.59"	1.5mm
Special	200 AMP		S612		2.46"	1.83"	1.259"	0.22"	0.238"	0.59"	0.59"	1.5mm



REV	DESCRIPTION	DATE	APPROVED
01	INITIAL RELEASE	01-24-08	

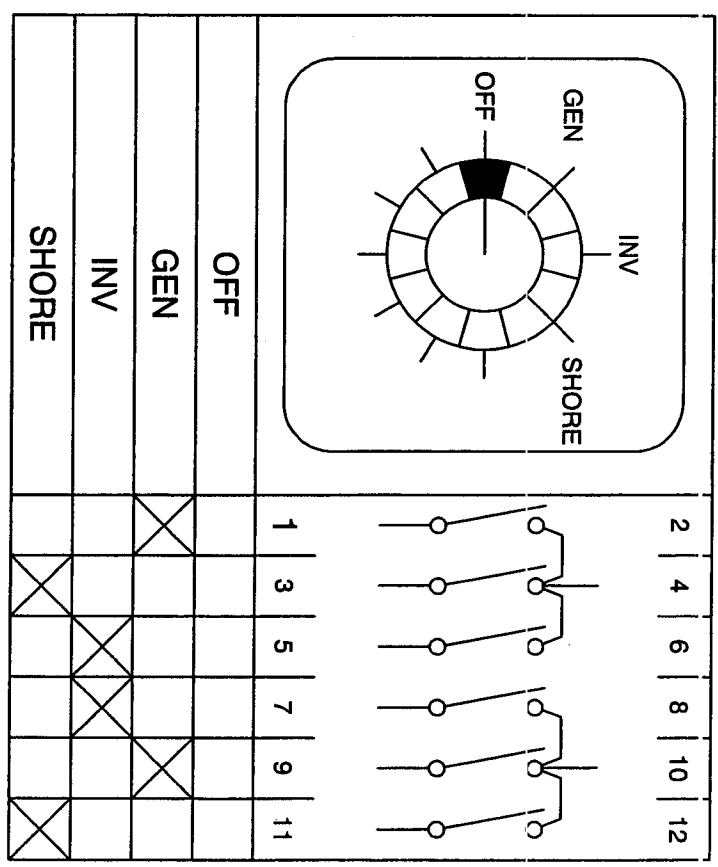
THIS DOCUMENT AND THE INFORMATION CONTAINED THEREIN IS PROPRIETARY TO NEWMAR CORPORATION AND SHALL NOT BE USED OR DISCLOSED TO OTHERS, IN WHOLE OR IN PART, WITHOUT THE WRITTEN AUTHORIZATION OF NEWMAR CORPORATION.

REVISIONS		DATE	APPROVED
REV	DESCRIPTION		
NC	INITIAL RELEASE	10-18-04	



WIRING DIAGRAM

SHIP / SHORE SELECTOR WIRING DIAGRAM
MODEL SS-7.5 INV
RATED @ 120/240 VAC, 63 AMPS, MAX



CONTACT CONFIGURATION

APPROVALS	DATE	WIRING PICTORIAL
DRAWN R. ANDERSON	10-18-04	SHIP/SHORE SWITCH, MODEL SS-7.5 INV
CHECKED		
SCALE	SIZE	DRAWING NO.
NONE	A	14530-0
		REV.
		NC

NEWMAR
 2911 W. GARRY AVE. SANTA ANA, CA 92704
 TEL 714-751-0489 FAX 714-957-1821