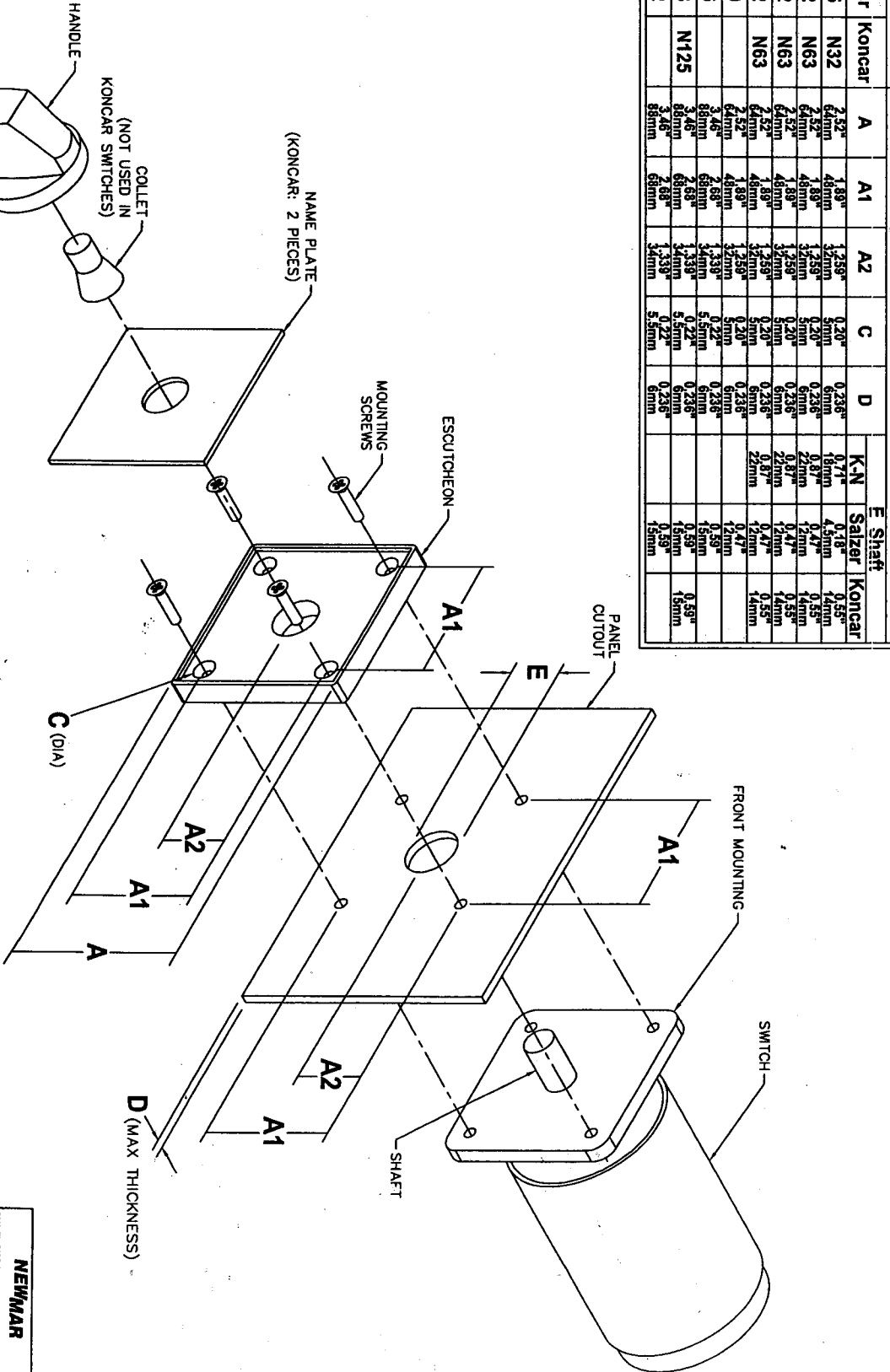


### AC SOURCE SELECTOR SWITCHES

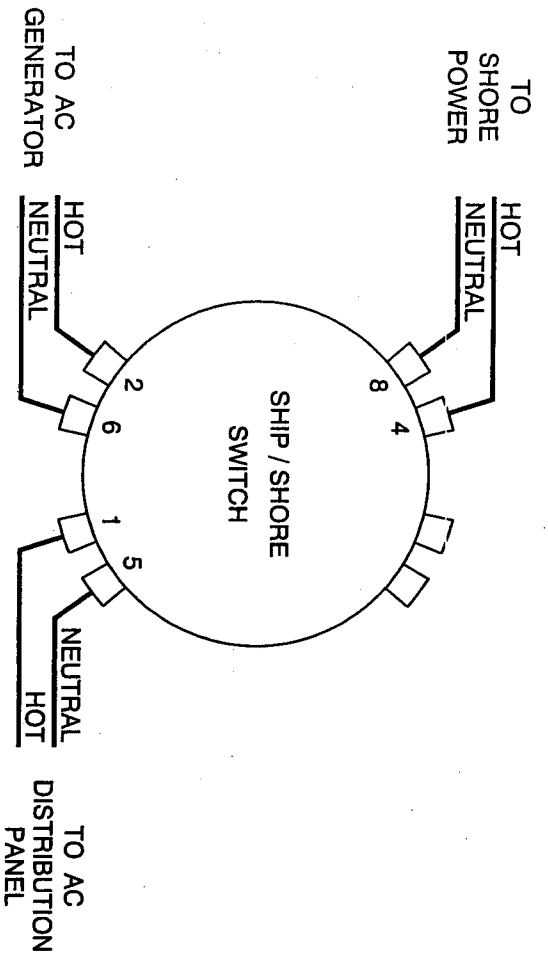
Model	Rating	MANUFACT'S MODEL		MOUNTING DIMENSIONS										
		K-N	Salzer	Koncar	A	A1	A2	C	D	K-N		E Shaft		
SS 3.0	30 AMP	CA20	S225	N32	2.52"	1.89"	1.358"	0.20"	0.236"	0.71"	0.18"	0.55"	1.48mm	1.45mm
SS 7.5	63 AMP	CA32	S432	NG3	2.52"	1.89"	1.358"	0.20"	0.236"	0.87"	0.47"	0.55"	1.48mm	1.45mm
SS7.5 IIV	63 AMP	CA32	S432	NG3	2.52"	1.89"	1.358"	0.20"	0.236"	0.87"	0.47"	0.55"	1.48mm	1.45mm
SS15	126 AMP	CA32	S432	NG3	2.52"	1.89"	1.358"	0.20"	0.236"	0.87"	0.47"	0.55"	1.48mm	1.45mm
Special	80 AMP		S440		2.52"	1.89"	1.358"	0.20"	0.236"	0.87"	0.47"	0.55"	1.48mm	1.45mm
Special	100 AMP		S606		3.46"	2.68"	1.333"	0.22"	0.236"	0.59"	0.59"	0.59"	1.5mm	1.5mm
Special	125 AMP		S608	N125	3.46"	2.68"	1.333"	0.22"	0.236"	0.59"	0.59"	0.59"	1.5mm	1.5mm
Special	200 AMP		S612		3.46"	2.68"	1.333"	0.22"	0.236"	0.59"	0.59"	0.59"	1.5mm	1.5mm



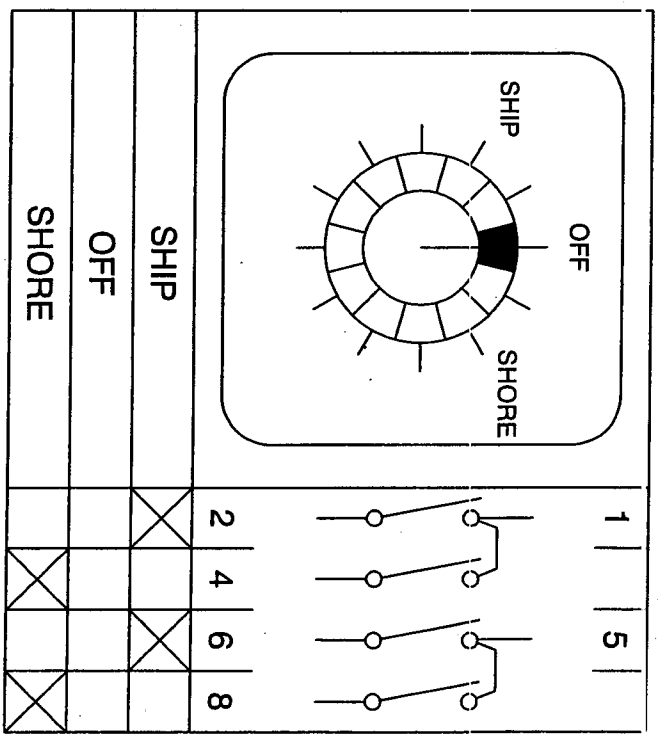
REVISIONS		DATE	APPROVED
REV	DESCRIPTION		
NC	INITIAL RELEASE	01-24-06	

THIS DOCUMENT AND THE INFORMATION CONTAINED HEREIN IS PROPRIETARY TO NEWMAR CORPORATION AND SHALL NOT BE USED OR DISCLOSED TO OTHERS, IN WHOLE OR IN PART, WITHOUT THE WRITTEN AUTHORIZATION OF NEWMAR CORPORATION.

REVISIONS			
REV	DESCRIPTION	DATE	APPROVED
NC	INITIAL RELEASE	09-13-04	



**WIRING DIAGRAM**



**CONTACT CONFIGURATION**

**-SHIP / SHORE SELECTOR WIRING DIAGRAM-**

MODEL SS-7.5; RATED @ 120/240 VAC, 63 AMPS, MAX  
 MODEL SS-3.0; RATED @ 120/240 VAC, 30 AMPS, MAX

**NEWMAR**  
 2911 W. GARRY AVE. SANTA ANA, CA. 92704  
 TEL 714-751-0488 FAX 714-957-1621

APPROVALS	DATE
DRN	
CHKD	
DRN	

WIRING PICTORIAL  
 SHIP / SHORE SWITCHES  
 MODELS SS-7.5 & SS-3.0

SCALE	SIZE	DRAWING NO.	REV.
NONE	A	14531-0	NC

SHEET 1 OF 1